


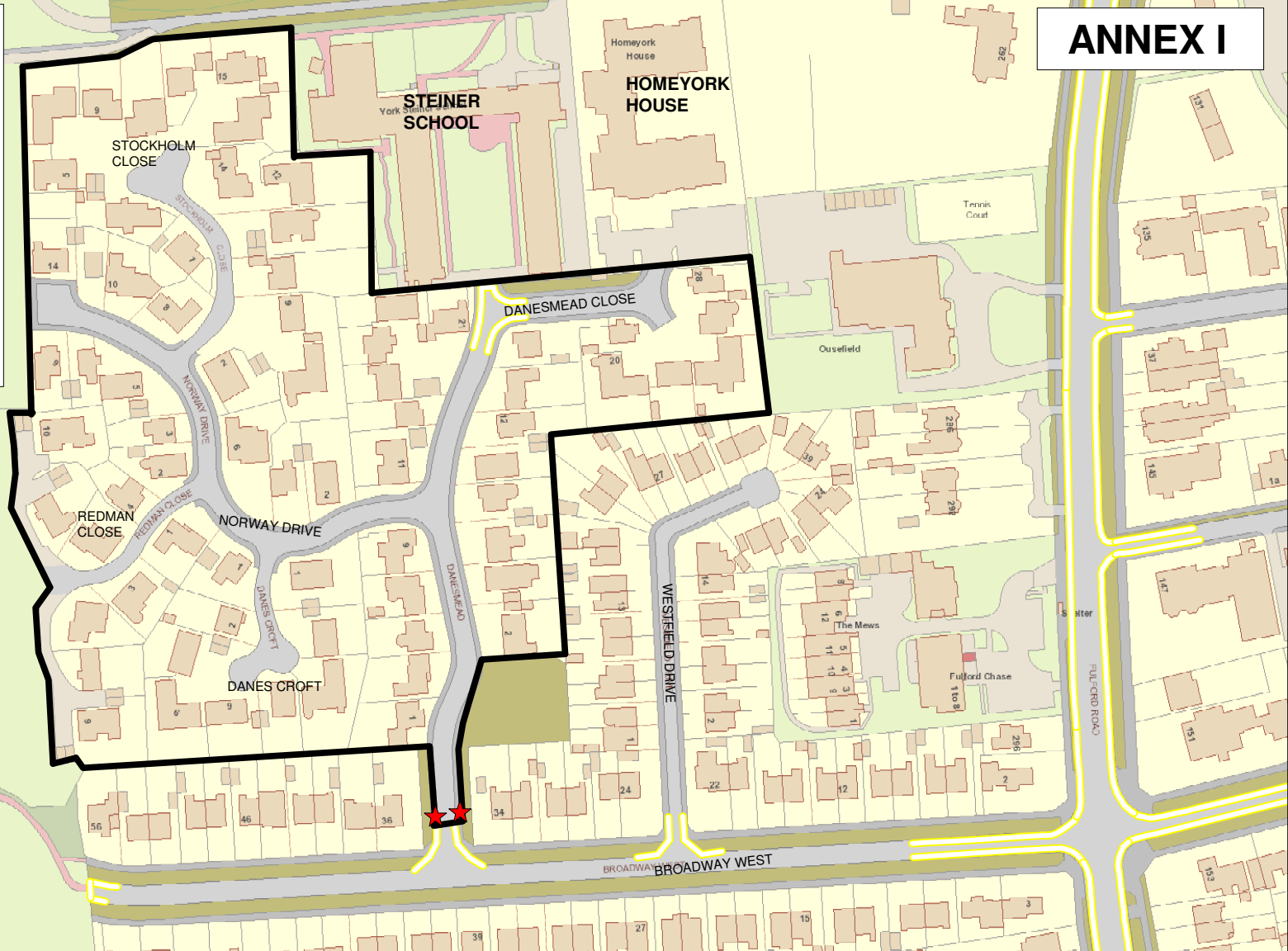


# ANNEX I

-  Proposed boundary of Danesmead Estate Residents' Priority Parking Area
-  Approximate Position of Entry/Exit signage at entrance  
Reminder signs will be placed on some lamp columns around the estate
-  Existing No Waiting at Any Time (double yellow lines)



## Annex I: Danesmead Estate (Recommended Option)

**Proposed Residents' Priority Parking Area**  
**Times of Operation: Mon - Fri 9am to 5pm**  
**Unrestricted at other times**

+ Crown copyright. All rights reserved  
 Licence No. 2003



SCALE	
DATE	25/09/2018
DRAWING No.	
DRAWN BY	